

SPH Ni-Cd batteries

Installation and operating instructions

Safety precautions

- **WARNING: Risk of fire, explosion, or burns. Do not disassemble, heat above +70°C (+158°F), or incinerate.**
- **Never smoke while performing any operation on the battery.**
- **For protection, wear rubber gloves, long sleeves, and appropriate splash goggles or face shield.**
- **The electrolyte is harmful to skin and eyes. In the event of contact with skin or eyes, wash immediately with plenty of water. If eyes are affected, flush with water, and obtain immediate medical attention.**
- **Remove all rings, watches and other items with metal parts before working on the battery.**
- **Use insulated tools.**
- **Avoid static electricity and take measures for protection against electric shocks.**
- **Discharge any possible static electricity from clothing and/or tools by touching an earth-connected part «ground» before working on the battery.**
- **Ventilation, in accordance with the IEC 62485-2 standard, is mandatory during commissioning and operation.**

1. Receiving the shipment

Do not overturn the package. Upon receipt of the goods, any transportation damage, electrolyte spillage or irregularities must be reported to the carrier and to Saft.

The battery is shipped filled and charged, and is ready for immediate use. Storage of cells must not exceed the maximum storage time indicated on the packing case.

2. Storage

The battery must be stored in a dry, clean and well-ventilated indoor location, away from sunlight and other UV-sources, UV-light at an ambient temperature between 0°C and +30°C (+32°F and +86°F).

Storage battery at temperatures above +30°C (+86°F) can result in permanent change and loss of product performance.

To ensure maximum protection of the cells, always store the product in its original packaging.

Cells filled and charged

Cells must be stored for a period not exceeding 3 months from the date of dispatch from factory

Cells filled and discharged

Cells may be stored for many years before they are installed.

3.1. Location

Install the battery in a dry and clean room. Avoid heat, direct sunlight and other UV-sources, UV-light.

The battery will give the best performance when the ambient temperature is between +10°C to +30°C (+50°F to +86°F).

3.2. Mounting

For cells with handles, both must be used when lifting and moving. To prevent electrolyte spillage, do not tip cells.

Verify that cells are correctly interconnected with the appropriate polarity and that the connectors are correctly torqued.

Connections between the battery and the load shall be made with nickel plated cable lugs. Tightening torque for the terminals must be:

- M10 = 10 ± 2 N.m (88 ±16 lbf.in)
- M12 = 15 ± 2 N.m (133 ±16 lbf.in)

The connectors and terminals should be corrosion-protected by coating with a thin layer of anti-corrosion oil, anti-corrosion grease (NO-OX) or approved equal.

3.3. Ventilation

During operation the battery emits an amount of gas mixture (oxygen and hydrogen).

Ventilation inside the battery room must be adequately managed, comply with IEC 62485-2 and local regulations.

To calculate the required ventilation, contact your local Saft representant or use Saft sizing tool, BaSiCs.

3.4. Electrolyte

When checking electrolyte levels, a fluctuation in level between cells is normal. This is caused by a small difference in internal pressure and due to the varying amounts of gas held in the separators of each cell. The level is normally at least 15 mm (5/8") above the minimum level mark (lower) and there should be no need to adjust it.

If electrolyte is ever spilled from a cell and the level is 30 mm (1.2") below the minimum level mark (lower), then refilling with E4 electrolyte is required. Contact your local Saft representative for more details.

Do not top up with deionized or distilled water prior to initial charge to avoid overfilling a cell.



4. Commissioning

Verify that ventilation, in accordance with the IEC 62485-2 standard, is provided during this operation.

A good commissioning is important and mandatory. After commissioning, the battery must be charged permanently according to section 5.

Prior and during commissioning charge, record all data requested in the commissioning report available on saft4u.saftbatteries.com

4.1. Cells filled and charged stored up to 3 months

A commissioning charge is normally not required and the cells are ready for immediate use.

4.2. Cells filled and discharged stored up to 1 year

A commissioning charge is normally not required and the cells are ready for immediate use. However, the product's full performance will only be achievable after 1 to 3 months of charging in service.

If the published performance is required immediately, please refer to Section 4.3.

4.3. Cells filled and discharged stored more than 1 year

Always conduct a commissioning charge before use.

4.3.1. Constant current charge

Charge for 8 h at 0.2 C₅ A (see Table A).

If the current limit is lower than indicated in the table A, extend the charge time proportionally.

Notice: At the end of charge, the cell voltage will reach about 1.80 V, thus the charger shall be able to supply such a voltage.

When the charger maximum voltage setting is too low to supply constant current charging, divide the battery into two parts to be charged individually at constant current.

- a) 8 h charge at 0.2 C₅ A
- b) Discharge at 0.2 C₅ A down to 1.0 V/cell
- c) 8 h charge at 0.2 C₅ A
- d) The battery is ready for use.

4.3.2. Constant potential charge

Charge at 1.50 V/cell for a minimum of 24h with current limit of 0.2 C₅ A. (see the current in Table A).

If this current level is not available, then charge at 1.50 V/cell for a minimum of 48 h with current limited to 0.1 C₅ A (see the current in Table A).

4.3.3. Commissioning at ambient temperature above + 30°C (+ 86°F)

Only constant current charge.

8 h at 0.2 C₅ A recommended.

16 h at 0.1 C₅ A possible.

Notice: At the end of charge, the cell voltage will reach about 1.80 V, thus the charger shall be able to supply such a voltage.

When the charger maximum voltage setting is too low to supply constant current charging, divide the battery into two parts to be charged individually at constant current. It must be stopped to reduce the temperature.

The battery container temperature is to be monitored during charge. If the temperature exceeds + 45°C (+113°F) during charging, then it must be stopped to reduce the temperature. The charging can be resumed when battery container temperature drops below + 40°C (+ 104°F).

4.4. Electrolyte adjustment after commissioning

Check the electrolyte level and adjust it to the maximum level mark (upper) by adding distilled or deionized water.

Note: When full battery performance is required for capacity test purposes, the battery has to be charged in accordance with IEC 60623 section 7 (7.2 & 7.3).

5. Charging in service

The recommended charging voltages for continuous parallel operation, with occasional battery discharges, are:

• Single level charge

1.41 ± 0.01 V/cell.

• Two level charge:

Float level

1.40 ± 0.01 V/cell

High level

1.45 ± 0.01 V/cell

In case of frequent deep discharges (cycling), the charging voltage values should be increased. Contact Saft for more details.

To minimize the need for topping-up maintenance at high temperatures and increases the charge acceptance at low temperatures. Temperature Compensated Voltage (TCV) is optional, however our recommendation. The conditions to apply TCV depend on ambient operating temperature.

TCV from -50°C to +10°C (-58°F to +50°F) increase the charge voltage by +2 mV/°C/cell (+1.1 mV/°F/cell) and from +30°C to +50°C (+86°F to +118°F). decrease the charge voltage by -2 mV/°C/cell (-1.1 mV/°F/cell).

6. Preventive maintenance

SPH is an ultra-low maintenance battery which requires little to no maintenance.

However, it is good practice with any system to carry out an inspection of the system once per year or at the recommended topping-up interval period to ensure that the charging system, the battery and the ancillary electronics are all functioning correctly. Additionally, follow your standard preventative maintenance procedures.

Keep the battery clean using only water. Do not use a wire brush or solvents of any kind. Vent plugs can be rinsed in clean water if necessary.

Check the charging voltage. This should be checked and recorded at least once yearly. Individual cells with voltages measured below 1.30 V during float charge, high rate charge is recommended to apply to the cell concerned.

High water consumption is usually caused by an improper voltage setting or voltage drift that is above the recommended in-service charging voltages. To maximize the topping-up interval check the charging voltage and adjust as required.

Note: There is no need to check the electrolyte density. Electrolyte density measurements do not indicate state of charge or state of health.

Ensure all terminals and connectors are coated with a thin layer of anti-corrosion oil, anti-corrosion grease (NO-OX) or approved equal.

Note that all these maintenance recommendations followed the IEEE 1106 standard 'Recommended Practice for Installation, Maintenance, Testing and Replacement of Vented Nickel-Cadmium Batteries for Stationary Applications'.

7. Environment

To protect the environment all used batteries must be recycled. Contact your local Saft representative for further information.

SPH Ni-Cd batteries

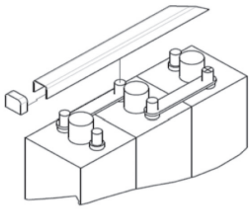
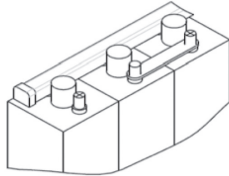
Table A

Cell type	Capacity C ₅ Ah (Ah)	Charging current 0.2 C ₅ A (A)	Electrolyte per cell		Terminal per pole	Length of cell topper nozzle (mm)
			Solid* (kg)	Liquid (l)		
Standard range						
SPH 11	11	2,2	0,07	0,25	M 10	45
SPH 16	16	3,2	0,13	0,44	M 10	65
SPH 21	21	4,2	0,11	0,38	M 10	65
SPH 24	24	4,8	0,10	0,35	M 10	65
SPH 28	28	5,6	0,16	0,54	M 10	65
SPH 36	36	7,2	0,24	0,84	M 10	65
SPH 45	45	9,0	0,22	0,76	M 10	65
SPH52	52	10,4	0,20	0,70	M 10	65
SPH 60	60	12,0	0,26	0,89	M 10	50
SPH 70	70	14,0	0,24	0,82	M 10	50
SPH 80	80	16,0	0,21	0,71	M 10	50
SPH 90	90	18,0	0,46	1,60	M 12	45
SPH 100	100	20,0	0,44	1,50	M 12	45
SPH 115	115	23,0	0,38	1,30	M 12	45
SPH 130	130	26,0	0,44	1,50	M 12	45
SPH 150	150	30,0	0,55	1,90	M 12	45
SPH170	170	34,0	0,64	2,20	2 x M 12	45
SPH 190	190	38,0	0,61	2,10	2 x M 12	45
SPH 220	220	44,0	1,39	4,80	2 x M 12	55
SPH 250	250	50,0	1,31	4,50	2 x M 12	55
SPH 280	280	56,0	1,21	4,20	2 x M 12	55
SPH 300	300	60,0	1,16	4,00	2 x M 12	55
SPH 320	320	64,0	1,10	3,80	2 x M 12	55
Compact range						
SPH 16 B	16	3,2	0,06	0,20	M 10	45
SPH 21 B	21	4,2	0,04	0,15	M 10	45
SPH 28 B	28	5,6	0,14	0,47	M 10	45
SPH 36 B	36	7,2	0,11	0,39	M 10	45
SPH 47 B	47	9,4	0,08	0,28	M 10	45

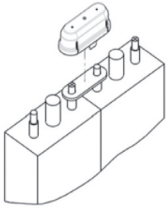
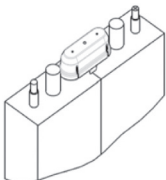
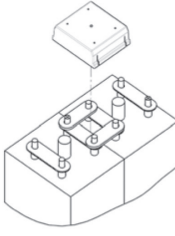
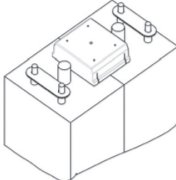
SPH Ni-Cd batteries

Appendix A: IP2X protection assembly instructions

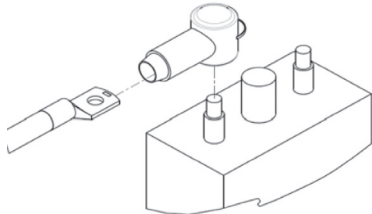
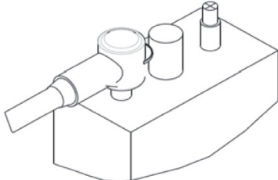
Linear terminal cover

P/N	208783 + 225051	224823 + 225052
		

Terminal cover

P/N	225740	225741	P/N	225742	224824
					

End-Lug cover

P/N	224887	224888	224889	224890
				

Saft

26 quai Charles Pasqua
 92300 Levallois-Perret -
 FRANCE
 Tel. : +33 (0)1 58 63 16 00
www.saftbatteries.com